

01 - Forgotten Era - Stock Twins - Open Twins

3 Sisters International 0.932 miles

Race 1

01/05/2022 12:07

Race (6 Laps) started at 12:07:21



Pos	No.	Name	Class	Laps	Diff	Total Tm	Best Tm	Town / City	Avg. Speed
Forgotten Era									
1	271	Robin Bartlett	Forgotten Era	6		6:44.427	1:05.910	Leyland	49.777
2	777	Lewis Thistlethwaite	Forgotten Era	5	1 Lap	5:57.689	1:10.004	Leyland	46.901
3	173	David McGlone	Forgotten Era	5	1 Lap	6:16.130	1:12.647	Hull	44.602
4	25	John Garratt	Forgotten Era	5	1 Lap	6:16.340	1:12.269	Barrow-in-Furness	44.577
5	38	James Millington	Forgotten Era	5	1 Lap	6:21.530	1:12.887	Barrow-in-Furness	43.970

Not classified

DNF	22	Clifford Washbrook	Forgotten Era		DNS			Holywell	-
-----	----	--------------------	---------------	--	-----	--	--	----------	---

Open Twins

1	113	Stephen Johnston	Open Twins	6		5:59.781	58.822	Birkenhead	55.954
2	149	Nigel Rea	Open Twins	6	21.371	6:21.152	1:01.416	Blackburn	52.817
3	50	Samuel Cookson	Open Twins	6	33.883	6:33.664	1:03.342	Leyland	51.138

Stock Twins

1	270	Calum Beach	Stock Twins	6		5:57.524	58.697	Abergele	56.307
2	232	David Barnes	Stock Twins	6	25.109	6:22.633	1:02.376	Blackburn	52.612
3	63	Keri Morgan	Stock Twins	6	28.646	6:26.170	1:02.988	Blackburn	52.130
4	20	Robert Cranney	Stock Twins	6	32.224	6:29.748	1:03.324	Consett	51.652
5	89	Connor Woodman	Stock Twins	6	33.784	6:31.308	1:02.607	Blackpool	51.446
6	90	Brian O'Connor	Stock Twins	6	01.654	6:59.178	1:07.661	Darwen	48.025

Not classified

DNF	67	Bethany Cardwell	Stock Twins	1	DNF	1:21.620	1:19.064	Blackpool	41.108
-----	----	------------------	-------------	---	-----	----------	----------	-----------	--------

Announcements

Stock Twins 92.5% Ave Speed = 52.08 mph

Open Twins 92.5% Ave Speed = 51.75 mph

Forgotten Era 92.5% Ave Speed = 46.04 mph

Margin of Victory	Avg. Speed	Best Lap Tm	Best Speed	Best Lap by
2.257	56.307	58.697	57.161	270 - Calum Beach

Chief Timekeeper - Damien Johnson

Timekeeping - Tom Leah & Matt Walker

Manual Lapscoreing - Emily Grant

Orbits

www.mylaps.com

Licensed to: PDMCC

02 - Up to 500 - Evo Tech

3 Sisters International 0.932 miles

Race 2

01/05/2022 12:20

Race (6 Laps) started at 12:20:40



Pos	No.	Name	Class	Laps	Diff	Total Tm	Best Tm	Town / City	Avg. Speed
Evo Tech									
1	801	Karl Gilbert	Evo Tech	6		6:27.199	1:03.392	Leigh	51.992
2	270	Calum Beach	Evo Tech	6	4.496	6:31.695	1:03.959	Abergele	51.395
3	168	Max Garside	Evo Tech	6	8.674	6:35.873	1:04.276	Fleetwood	50.853
4	24	Morgan Fulop	Evo Tech	6	14.019	6:41.218	1:04.821	Bolton	50.175
5	17	Alistair Tang	Evo Tech	6	14.160	6:41.359	1:04.754	Manchester	50.158
6	35	Jay Gilbert	Evo Tech	6	14.683	6:41.882	1:05.006	Warrington	50.092
7	200	Max Taylor	Evo Tech	6	14.892	6:42.091	1:04.739	Somerton	50.066
8	4	Graham Corfield	Evo Tech	6	30.036	6:57.235	1:07.510	Bury	48.249
9	13	Nathan Stockton	Evo Tech	6	43.340	7:10.539	1:09.734	Winsford	46.758
10	467	Daniel Dyche	Evo Tech	5	1 Lap	6:27.355	1:15.803	Derby	43.309

Up to 500									
1	187	Alex Morrisey	Up to 500	6		6:12.743	1:00.720	Manchester	54.008
2	647	Thomas Major	Up to 500	6	0.674	6:13.417	1:00.390	Derby	53.911
3	89	Connor Woodman	Up to 500	6	1.733	6:14.476	1:01.303	Blackpool	53.758
4	83	Darran Cooper	Up to 500	6	2.901	6:15.644	1:01.358	Liverpool	53.591
5	139	Simon Aspin	Up to 500	6	6.198	6:18.941	1:01.577	Blackburn	53.125
6	8	Paul Etchells	Up to 500	6	43.719	6:56.462	1:07.586	Barrow-in-Furness	48.339
7	7	Reece Todd-Brown	Up to 500	6	44.513	6:57.256	1:07.523	Whitehaven	48.247
DNF	132	Paul Whiting	Up to 500		DNF			Rotherham	-

Not classified									
DNF	14	Thomas Robinson	Up to 500		DNS			Darwen	-

Announcements

Up to 500 92.5% Ave Speed = 49.95 mph

Evo Tech 92.5% Ave Speed = 48.09 mph

Margin of Victory	Avg. Speed	Best Lap Tm	Best Speed	Best Lap by
0.674	54.008	1:00.390	55.559	647 - Thomas Major

Chief Timekeeper - Damien Johnson

Orbits

Timekeeping - Tom Leah & Matt Walker

Manual Lapscoreing - Emily Grant

www.mylaps.com
Licensed to: PDMCC

03 - Pre Injection

3 Sisters International 0.932 miles

Race 3

01/05/2022 12:31

Race (6 Laps) started at 12:30:53



Pos	No.	Name	Class	Laps	Diff	Total Tm	Best Tm	Town / City	Avg. Speed
Pre Injection									
1	113	Stephen Johnston	Pre Injection	6		6:15.137	58.465	Birkenhead	53.664
2	888	Leon Donaghy	Pre Injection	6	1.259	6:16.396	58.644	Preston	53.484
3	42	Cameron Parry	Pre Injection	6	18.242	6:33.379	1:00.547	Penmaenmawr	51.175
4	111	Jon Beck	Pre Injection	6	18.469	6:33.606	1:01.544	Machynlleth	51.146
5	89	Connor Woodman	Pre Injection	6	18.874	6:34.011	1:01.652	Blackpool	51.093
6	366	John Francis	Pre Injection	6	26.257	6:41.394	1:01.700	Chorley	50.153
7	34	Sean Cookney	Pre Injection	6	32.033	6:47.170	1:02.241	Ashton-under-Lyne	49.442
8	232	David Barnes	Pre Injection	6	32.085	6:47.222	1:01.381	Blackburn	49.435
9	72	Lee Jennings	Pre Injection	6	34.437	6:49.574	1:03.742	Chester	49.152
10	32	Simon Griffiths	Pre Injection	6	00.484	7:15.621	1:08.451	Preston	46.213

Announcements

Pre Injection 92.5% Ave Speed = 49.63 mph

Margin of Victory	Avg. Speed	Best Lap Tm	Best Speed	Best Lap by
1.259	53.664	58.465	57.388	113 - Stephen Johnston

Chief Timekeeper - Damien Johnson

Orbits

Timekeeping - Tom Leah & Matt Walker

Manual Lapscoreing - Emily Grant

www.mylaps.com
Licensed to: PDMCC

04 - Single Cylinder over 125 - Formula 400 - Steel Frame 3 Sisters International 0.932 miles

Race 4 01/05/2022 13:45

Race (6 Laps) started at 13:44:25



Pos	No.	Name	Class	Laps	Diff	Total Tm	Best Tm	Town / City	Avg. Speed
-----	-----	------	-------	------	------	----------	---------	-------------	------------

Formula 400

1	270	Calum Beach	Formula 400	6		7:05.783	1:05.088	Abergele	47.280
2	647	Thomas Major	Formula 400	6	28.484	7:34.267	1:09.397	Derby	44.316
3	8	Paul Etchells	Formula 400	6	00.772	8:06.555	1:14.662	Barrow-in-Furness	41.375

Not classified

DNF	83	Darran Cooper	Formula 400	5	DNF	6:40.668	1:12.087	Liverpool	41.870
DNF	22	Clifford Washbrook	Formula 400		DNS			Holywell	-
DNF	187	Alex Morrisey	Formula 400		DNS			Manchester	-

Single Cylinder over 125

1	139	Simon Aspin	Single Cylinder over 125	6		7:29.418	1:07.544	Blackburn	44.794
2	99	Luis Murphy	Single Cylinder over 125	6	30.069	7:59.487	1:11.084	Warrington	41.985
3	777	Lewis Thistlethwaite	Single Cylinder over 125	6	39.951	8:09.369	1:14.929	Leyland	41.137
4	72	Lee Jennings	Single Cylinder over 125	6	41.477	8:10.895	1:13.586	Chester	41.009

Not classified

DNF	96	James Morris	Single Cylinder over 125		DNS			Darwen	-
-----	----	--------------	--------------------------	--	-----	--	--	--------	---

Steel Frame

1	888	Leon Donaghy	Steel Frame	6		7:05.907	1:05.200	Preston	47.267
2	113	Stephen Johnston	Steel Frame	6	13.403	7:19.310	1:06.853	Birkenhead	45.825
3	111	Jon Beck	Steel Frame	6	25.125	7:31.032	1:09.073	Machynlleth	44.634

Not classified

DNF	32	Simon Griffiths	Steel Frame		DNS			Preston	-
-----	----	-----------------	-------------	--	-----	--	--	---------	---

Announcements

Single Cylinder over 125 92.5% Ave Speed = 41.43 mph

Formula 400 92.5% Ave Speed = 43.73 mph

Steel Frame 92.5% Ave Speed = 43.72 mph

Margin of Victory	Avg. Speed	Best Lap Tm	Best Speed	Best Lap by
0.124	47.280	1:05.088	51.549	270 - Calum Beach

Chief Timekeeper - Damien Johnson

Orbits

Timekeeping - Tom Leah & Matt Walker

Manual Lapscoreing - Emily Grant

www.mylaps.com

Licensed to: PDMCC

05 - ACU Championship 50 - ACU Championship 125

3 Sisters International 0.932 miles

Race 5

01/05/2022 13:57

Race (6 Laps) started at 13:57:18



Pos	No.	Name	Class	Laps	Diff	Total Tm	Best Tm	Town / City	Avg. Speed
-----	-----	------	-------	------	------	----------	---------	-------------	------------

ACU Championship 125

1	50	Samuel Cookson	ACU Championship 125	6		6:53.472	1:06.513	Leyland	48.688
2	202	Philip Atkinson	ACU Championship 125	6	1.080	6:54.552	1:06.812	Banbury	48.561
3	168	Max Garside	ACU Championship 125	6	2.114	6:55.586	1:06.798	Fleetwood	48.441
4	801	Karl Gilbert	ACU Championship 125	6	5.762	6:59.234	1:08.532	Leigh	48.019
5	99	Luis Murphy	ACU Championship 125	6	12.661	7:06.133	1:08.681	Warrington	47.242
6	210	Dominic Gardner	ACU Championship 125	6	15.831	7:09.303	1:09.061	Accrington	46.893
7	24	Morgan Fulop	ACU Championship 125	6	17.440	7:10.912	1:09.254	Bolton	46.718
8	200	Max Taylor	ACU Championship 125	6	20.956	7:14.428	1:09.801	Somerton	46.340
9	7	Reece Todd-Brown	ACU Championship 125	6	47.607	7:41.079	1:14.316	Whitehaven	43.661
10	231	Jason Kriel	ACU Championship 125	6	00.706	7:54.178	1:15.158	Epsom	42.455
11	33	Tom Boulton	ACU Championship 125	6	02.463	7:55.935	1:15.228	Preston	42.298
12	171	Jacques Van Eeden	ACU Championship 125	6	05.709	7:59.181	1:18.237	Peterborough	42.012
13	301	Shannon Harley	ACU Championship 125	5	1 Lap	7:14.456	1:22.871	Loughborough	38.614
14	467	Daniel Dyche	ACU Championship 125	5	1 Lap	7:41.215	1:29.252	Derby	36.373

Not classified

DNF	35	Jay Gilbert	ACU Championship 125	5	DNF	5:55.479	1:08.888	Warrington	47.193
DNF	609	David Green	ACU Championship 125	1	DNF	1:16.519		Knottingley	43.848

ACU Championship 50

1	201	Owen Monaghan	ACU Championship 50	6		6:54.961	1:07.149	Ilkeston	48.513
2	911	Lee Stanaway	ACU Championship 50	6	13.692	7:08.653	1:08.397	Stafford	46.964
3	69	Brett Moor	ACU Championship 50	6	55.039	7:50.000	1:14.261	Sowerby Bridge	42.832
4	112	James Widdowson	ACU Championship 50	5	1 Lap	7:07.662	1:22.610	Shrewsbury	39.227
5	167	Allan Richardson	ACU Championship 50	5	1 Lap	7:24.729	1:25.305	Altrincham	37.722
6	70	Andrew Henworth	ACU Championship 50	5	1 Lap	8:11.291	1:30.135	Carnforth	34.147

Not classified

DNF	320	Derek Betts	ACU Championship 50	3	DNF	4:12.144	1:21.013	Redditch	39.920
DNF	311	Robbie Park	ACU Championship 50	2	DNF	2:28.146	1:09.734	Rugby	45.296
DNS	173	David McGlone	ACU Championship 50		DNS			Hull	-

Announcements

ACU Championship 50 92.5% Ave Speed = 44.87 mph
 ACU Championship 125 92.5% Ave Speed = 45.04 mph

Margin of Victory	Avg. Speed	Best Lap Tm	Best Speed	Best Lap by
1.080	48.688	1:06.513	50.444	50 - Samuel Cookson

Chief Timekeeper - Damien Johnson

Orbits

Timekeeping - Tom Leah & Matt Walker

Manual Lapscoreing - Emily Grant

www.mylaps.com

Licensed to: PDMCC

06 - Formula 600

3 Sisters International 0.932 miles

Race 6

01/05/2022 14:09

Race (6 Laps) started at 14:09:58



Pos	No.	Name	Class	Laps	Diff	Total Tm	Best Tm	Town / City	Avg. Speed
Formula 600									
1	65	Liam Weston	Formula 600	6		6:26.500	1:02.820	Leyland	52.086
2	18	Lewis Davies	Formula 600	6	9.408	6:35.908	1:04.770	Bolton	50.848
3	58	Andrew Ripley	Formula 600	6	9.541	6:36.041	1:04.431	Stoke-on-Trent	50.831
4	115	Aaron Mellish	Formula 600	6	25.279	6:51.779	1:06.443	Morecambe	48.888
5	149	Nigel Rea	Formula 600	6	25.773	6:52.273	1:07.247	Blackburn	48.830
6	44	Gareth Chadwick	Formula 600	6	28.365	6:54.865	1:07.704	Accrington	48.525
7	60	Ryan Davies	Formula 600	6	38.267	7:04.767	1:08.467	Wirral	47.394
8	47	Stephen Tomlinson	Formula 600	6	38.453	7:04.953	1:09.311	Clitheroe	47.373
9	366	John Francis	Formula 600	6	38.875	7:05.375	1:07.788	Chorley	47.326
10	42	Cameron Parry	Formula 600	6	46.276	7:12.776	1:08.201	Penmaenmawr	46.516
11	28	Michael Day	Formula 600	6	05.958	7:32.458	1:12.635	Bacup	44.493
12	63	Keri Morgan	Formula 600	6	08.594	7:35.094	1:14.553	Blackburn	44.235
13	186	Mark Nield	Formula 600	5	1 Lap	6:27.670	1:15.023	Newton-le-Willows	43.274

Not classified

DNS	93	Maximilian Ainscough	Formula 600		DNS			Leigh	-
DNS	32	Simon Griffiths	Formula 600		DNS			Preston	-

Announcements

Rider 42 10s penalty jump start
 Formula 600 92.5% Ave Speed = 48.17 mph

Margin of Victory	Avg. Speed	Best Lap Tm	Best Speed	Best Lap by
9.408	52.086	1:02.820	53.410	65 - Liam Weston

Chief Timekeeper - Damien Johnson

Orbits

Timekeeping - Tom Leah & Matt Walker

Manual Lapscoreing - Emily Grant

www.mylaps.com
 Licensed to: PDMCC


07 - Single Cylinder up to 125

3 Sisters International 0.932 miles

Race 7

01/05/2022 14:22

Race (6 Laps) started at 14:22:00



Pos	No.	Name	Class	Laps	Diff	Total Tm	Best Tm	Town / City	Avg. Speed
Single Cylinder up to 125									
1	2	James Hunt	Single Cylinder up to 125	6		6:42.791	1:05.987	Scunthorpe	49.979
2	132	Paul Whiting	Single Cylinder up to 125	6	6.944	6:49.735	1:06.122	Rotherham	49.132
3	202	Philip Atkinson	Single Cylinder up to 125	6	10.209	6:53.000	1:07.123	Banbury	48.744
4	201	Owen Monaghan	Single Cylinder up to 125	6	14.605	6:57.396	1:07.353	Ilkeston	48.230
5	911	Lee Stanaway	Single Cylinder up to 125	6	29.033	7:11.824	1:09.717		46.619
6	17	Alistair Tang	Single Cylinder up to 125	6	31.096	7:13.887	1:10.171	Manchester	46.397
7	7	Reece Todd-Brown	Single Cylinder up to 125	6	31.315	7:14.106	1:09.912	Whitehaven	46.374
8	4	Graham Corfield	Single Cylinder up to 125	6	32.553	7:15.344	1:10.310	Bury	46.242
9	231	Jason Kriel	Single Cylinder up to 125	6	55.570	7:38.361	1:13.119	Epsom	43.920
10	171	Jacques Van Eeden	Single Cylinder up to 125	6	14.300	7:57.091	1:16.820	Peterborough	42.196
11	14	Thomas Robinson	Single Cylinder up to 125	5	1 Lap	6:48.192	1:19.418	Darwen	41.098
12	177	Harriette Cooper	Single Cylinder up to 125	4	2 Laps	7:00.385	1:41.887	Leyland	31.925

Not classified

DNS	12	Benjamin Heaton	Single Cylinder up to 125		DNS			Wigan	-
-----	----	-----------------	---------------------------	--	-----	--	--	-------	---

Announcements

Rider 201 - no transponder - Laptimes not official
 Single Cylinder up to 125 92.5% Ave Speed = 46.23 mph

Margin of Victory	Avg. Speed	Best Lap Tm	Best Speed	Best Lap by
6.944	49.979	1:05.987	50.846	2 - James Hunt

Chief Timekeeper - Damien Johnson

Orbits

Timekeeping - Tom Leah & Matt Walker

Manual Lapscoreing - Emily Grant

www.mylaps.com
 Licensed to: PDMCC


08 - Streetstock 125

3 Sisters International 0.932 miles

Race 8 - rerun

01/05/2022 14:40

Race started at 14:45:46



Pos	No.	Name	Class	Laps	Diff	Total Tm	Best Tm	Town / City	Avg. Speed
-----	-----	------	-------	------	------	----------	---------	-------------	------------

Streetstock 125

1	50	Samuel Cookson	Streetstock 125	4		4:27.930	1:04.958	Leyland	50.091
2	202	Philip Atkinson	Streetstock 125	4	5.093	4:33.023	1:06.754	Banbury	49.156
3	168	Max Garside	Streetstock 125	4	8.707	4:36.637	1:06.896	Fleetwood	48.514
4	801	Karl Gilbert	Streetstock 125	4	8.982	4:36.912	1:07.640	Leigh	48.466
5	17	Alistair Tang	Streetstock 125	4	17.762	4:45.692	1:08.872	Manchester	46.976
6	35	Jay Gilbert	Streetstock 125	4	17.777	4:45.707	1:08.900	Warrington	46.974
7	647	Thomas Major	Streetstock 125	4	20.524	4:48.454	1:10.483	Derby	46.527
8	200	Max Taylor	Streetstock 125	4	20.616	4:48.546	1:09.461	Somerton	46.512
9	99	Luis Murphy	Streetstock 125	4	24.506	4:52.436	1:10.086	Warrington	45.893
10	609	David Green	Streetstock 125	4	25.236	4:53.166	1:11.298	Knottingley	45.779
11	231	Jason Kriel	Streetstock 125	4	25.508	4:53.438	1:11.298	Epsom	45.736
12	51	Martin Cunliffe	Streetstock 125	4	25.835	4:53.765	1:11.288	Skelmersdale	45.685
13	171	Jacques Van Eeden	Streetstock 125	4	33.562	5:01.492	1:13.077	Peterborough	44.515
14	33	Tom Boulton	Streetstock 125	4	34.096	5:02.026	1:13.107	Preston	44.436
15	20	Robert Cranney	Streetstock 125	4	41.527	5:09.457	1:15.063	Consett	43.369
16	13	Nathan Stockton	Streetstock 125	4	42.781	5:10.711	1:14.923	Winsford	43.194
17	91	Mark Podmore	Streetstock 125	4	49.102	5:17.032	1:16.714	Sale	42.333
18	301	Shannon Harley	Streetstock 125	4	56.971	5:24.901	1:18.409	Loughborough	41.307
19	411	Iona Glover	Streetstock 125	4	06.320	5:34.250	1:20.753	Scunthorpe	40.152
20	467	Daniel Dyche	Streetstock 125	3	1 Lap	4:30.598	1:27.525	Derby	37.198

Announcements

Streetstock 125 92.5% Ave Speed = 46.33 mph

Margin of Victory	Avg. Speed	Best Lap Tm	Best Speed	Best Lap by
5.093	50.091	1:04.958	51.652	50 - Samuel Cookson

Chief Timekeeper - Damien Johnson

Orbits

Timekeeping - Tom Leah & Matt Walker

Manual Lapscoreing - Emily Grant

www.mylaps.com


Licensed to: PDMCC

09 - Classic 50 - Classic up to 250 - Classic over 250 - Post Classic Sisters International 0.932 miles

Race 9

01/05/2022 15:06

Race (6 Laps) started at 15:06:26



Pos	No.	Name	Class	Laps	Diff	Total Tm	Best Tm	Town / City	Avg. Speed
-----	-----	------	-------	------	------	----------	---------	-------------	------------

Classic 50

1	112	James Widdowson	Classic 50	5		7:04.188	1:18.938	Shrewsbury	39.549
2	167	Allan Richardson	Classic 50	5	15.521	7:19.709	1:23.530	Altrincham	38.153
3	70	Andrew Henworth	Classic 50	4	1 Lap	6:27.747	1:34.480	Carnforth	34.612

Classic over 250

1	64	Garth Woods	Classic over 250	5		6:16.941	1:14.469	Preston	44.506
2	150	Stephen Atkin	Classic over 250	4	1 Lap	6:08.154	1:28.702	Rossendale	36.454

Not classified

DNF	56	Michael Wall	Classic over 250		DNS			Liverpool	-
DNF	40	Brian Cooper	Classic over 250		DNS			Burnley	-

Classic up to 250

1	12	Benjamin Heaton	Classic up to 250	5		6:19.708	1:14.309	Wigan	44.181
2	107	Roger Smith	Classic up to 250	5	44.810	7:04.518	1:20.381	Manchester	39.518
3	88	William Butler	Classic up to 250	5	48.496	7:08.204	1:20.209	Grange-over-Sands	39.178

Not classified

DNF	911	Lee Stanaway	Classic up to 250	1	DNF	1:25.144			39.406
DNF	211	Allen Randall	Classic up to 250		DNS			St. Neots	-

Post Classic

1	3	Spencer Hunt	Post Classic	5		6:11.462	1:12.966	Scunthorpe	45.162
2	80	Susan Stelfox	Post Classic	5	28.236	6:39.698	1:17.947	Brampton	41.972
3	108	Derek Butler	Post Classic	5	51.408	7:02.870	1:23.164	Grange-Over-Sands	39.672
4	343	Murray Smoker	Post Classic	5	52.239	7:03.701	1:20.668	Southport	39.594
5	271	Robin Bartlett	Post Classic	5	52.413	7:03.875	1:20.908	Leyland	39.578
6	38	James Millington	Post Classic	5	52.768	7:04.230	1:20.315	Barrow-in-Furness	39.545
7	25	John Garratt	Post Classic	5	05.547	7:17.009	1:24.675	Barrow-in-Furness	38.388

Not classified

Announcements

Rider 88 10 second penalty for jump start.
 Red flag before last lap completed - results as of lap 5
 Rider 77 - Disqualified for causing red flag
 Classic 50 92.5% Ave Speed = 36.58 mph

Margin of Victory	Avg. Speed	Best Lap Tm	Best Speed	Best Lap by
5.479	45.162	1:12.966	45.983	3 - Spencer Hunt

Chief Timekeeper - Damien Johnson

Timekeeping - Tom Leah & Matt Walker

Manual Lapscoreing - Emily Grant

Orbits

www.mylaps.com

Licensed to: PDMCC

Page 1/2

10 - 401-1300

3 Sisters International 0.932 miles

Qualifying 10

01/05/2022 11:52

Qualifying started at 11:51:38

Pos	No.	Name	Class	Best Tm	Diff	Best Speed	In Lap	Town / City	Team Name
401-1300									
1	58	Andrew Ripley	401-1300	58.309		57.542	5	Stoke-on-Trent	
2	18	Lewis Davies	401-1300	59.173	0.864	56.702	7	Bolton	
3	65	Liam Weston	401-1300	59.506	1.197	56.384	4	Leyland	
4	63	Keri Morgan	401-1300	1:00.248	1.939	55.690	7	Blackburn	
5	93	Maximilian Ainscough	401-1300	1:00.282	1.973	55.658	6	Leigh	
6	149	Nigel Rea	401-1300	1:00.581	2.272	55.384	7	Blackburn	
7	44	Gareth Chadwick	401-1300	1:00.970	2.661	55.030	8	Accrington	
8	60	Ryan Davies	401-1300	1:01.352	3.043	54.688	6		
9	42	Cameron Parry	401-1300	1:01.579	3.270	54.486	6	Penmaenmawr	
10	47	Stephen Tomlinson	401-1300	1:02.207	3.898	53.936	6	Clitheroe	
11	34	Sean Cookney	401-1300	1:02.525	4.216	53.662	7	Ashton-under-Lyn	
12	115	Aaron Mellish	401-1300	1:02.976	4.667	53.277	5	Morecambe	
13	28	Michael Day	401-1300	1:04.892	6.583	51.704	6	Bacup	
14	366	John Francis	401-1300	1:05.272	6.963	51.403	4	Chorley	
15	96	James Morris	401-1300	1:07.057	8.748	50.035	4	Darwen	

Chief Timekeeper - Damien Johnson

Timekeeping - Tom Leah & Matt Walker

Manual Lapscoreing - Emily Grant



Orbits

www.mylaps.com

Licensed to: PDMCC